

**FROM THE DISTRICT SUPERINTENDENT**

Dear Parents and Community Members,

Philomath School District envisions graduating every student and transitioning each into a job, training, or college. We are pleased that our students perform well on State-required standardized assessments. We are also proud to have an on-time graduation rate 25 percentage points higher than the State of Oregon overall. We have worked together with our community over the course of the last year to identify key progress indicators on each child's path to graduation. We will continue to work together this year to replicate our successes and address those areas where we must improve on behalf of our students.

We have two parent advocacy groups that we envision helping us accelerate our work on behalf of all learners. Please contact Special Programs Director Krista McGuyer at [krista.mcguyer@philomath.k12.or.us](mailto:krista.mcguyer@philomath.k12.or.us) for more information on either of the following committees:

- If you and/or your child speak Spanish as your first language, please join the Emerging Bilingual Advisory Committee. This group meets on the second Thursday of each month from 6:30 to 8:00 p.m.

- If you have a child with a disability, please join the Special Education Advisory Committee. This group meets on the first Tuesday of each month from 6:00 to 7:30 p.m. We enlist your support in helping us achieve our vision for every learner to graduate and find success in their next steps.

Thank you,

Superintendent | Melissa Goff

**DISTRICT PROFILE**

**STUDENT WELLNESS POLICY**

Student health and wellness is a priority for the Philomath School District. Our staff encourages students to make healthy food choices. Food and beverages sold or served on district grounds or at district-sponsored events include healthy foods at an affordable price. Philomath Schools limit the sale or serving of foods or snacks high in fat, sodium, or added sugars. The district also maintains a commitment to providing a progressive physical education for all students.

**RACIAL EQUITY IN HIRING**

Equal employment opportunity and treatment shall be practiced by the Philomath School District regardless of race, color, religion, gender, sexual orientation, national origin, marital status, age, veterans' status, genetic information, and disability if the employee, with or without reasonable accommodation, is able to perform the essential functions of the position.

ENROLLMENT AND DEMOGRAPHICS	Grades	Grades	Grades	Grades
	K - 3	4 - 5	6 - 8	9 - 12
Total Enrollment	434	248	389	491
Regular Attenders	86.1%	82.6%	80.7%	74.4%
Economically Disadvantaged	39%	46%	35%	27%
Students with Disabilities	12%	18%	13%	12%
Ever English Learners	<5%	*	<5%	5%
Different Languages Spoken	4	2	4	8
Mobile Students	12.6%	7.8%	8.1%	9.0%

MEDIAN CLASS SIZE	Elementary		Middle		High		Combined	
	Dist.	OR	Dist.	OR	Dist.	OR	Dist.	OR
Self-Contained	23.0	25.0	--	--	--	--	22.0	17.0
Eng./Lang. Arts	--	--	24.0	25.0	24.0	25.0	13.0	16.0
Mathematics	--	--	22.5	26.0	20.5	24.0	6.0	14.0
Science	--	--	28.5	28.0	22.5	25.0	17.0	17.0
Social Studies	--	--	29.0	27.0	22.0	27.0	15.0	17.0

*Combined schools have grade configurations not falling within the elementary, middle, and high categories (e.g., K-12 schools).*

When data are unavailable or to protect student confidentiality:

\* refers to groups of less than 6 students.

<5 indicates that a percentage is less than 5%.

>95 indicates that a percentage is greater than 95%.

\*\*\* refers to a school that offers lunch at no charge to all students.

**SEISMIC SAFETY RATING**

For a detailed report for each school, please visit:

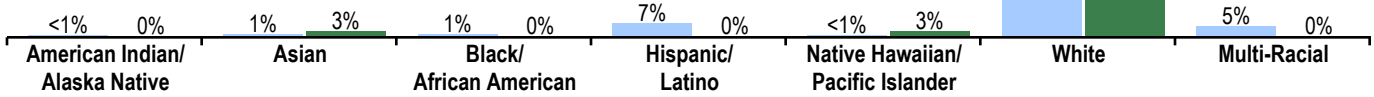
<http://www.oregongeology.org/sub/projects/rvs/activity-updates/status.html>

1620 Applegate Street  
Philomath, OR 97370 (541) 929-3169  
[www.philomath.k12.or.us](http://www.philomath.k12.or.us)

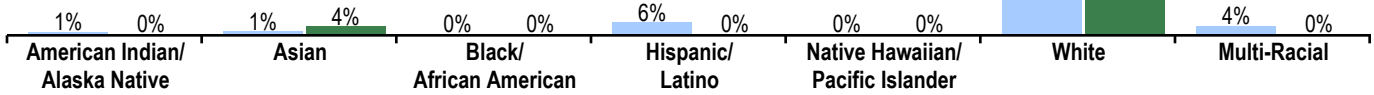
**RACE/ETHNICITY OF STUDENTS AND STAFF 2016-17**

Students Staff

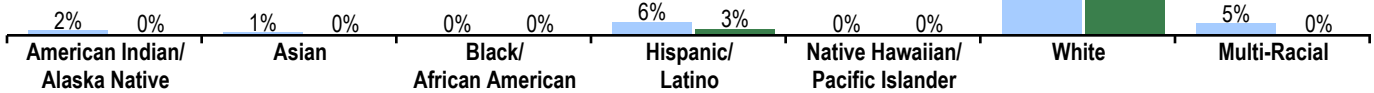
**Grades K-3**



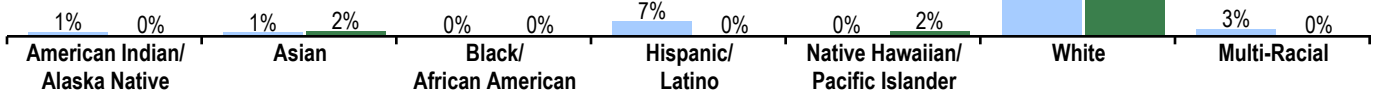
**Grades 4-5**



**Grades 6-8**



**Grades 9-12**



PER PUPIL SPENDING	2014-15	2015-16	2016-17
District	\$9,719	\$9,770	\$11,008
State	\$10,302	\$10,692	\$11,822

Oregon's quality education model (QEM) suggests adequate per pupil funding should be \$12,993 in 2016-17 (Statewide average). 2016-17 data reflect budgeted, not actual.

FUNDING SOURCES	% of Total
Local taxes and fees	29%
State funds	67%
Federal funds	4%

EXPULSIONS & SUSPENSIONS	Expulsions	Suspensions
Total Students	6	54
American Indian/Alaska Native	*	*
Asian	*	*
Black/African American	*	*
Hispanic/Latino	*	*
Multi-Racial	*	*
Native Hawaiian/Pacific Islander	*	*
White	6	49

To protect student confidentiality:

\* refers to groups of less than 6 students.

<5 indicates that a percentage is less than 5%.

>95 indicates that a percentage is greater than 95%.

**PROGRESS** ARE STUDENTS MAKING ADEQUATE GAINS OVER TIME?

Performance of students enrolled in the district for a full academic year

Did at least 95% of students in this district take required assessments?  Yes  No, Interpret Results with Caution

Participation rate criteria are in place to ensure districts test all eligible students.

2014-15 was the first operational year of the new English language arts and mathematics assessments.

**DISTRICT PERFORMANCE**

English Language Arts

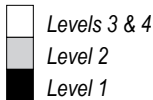
The Smarter Balanced and alternate assessments have four performance levels where levels 3 and 4 are meeting the standard for school and district accountability.



	District Performance (%)			District Performance (%)	Oregon Performance (%)	Like-District Average (%)
	2013-14	2014-15	2015-16	2016-17	2016-17	2016-17
<b>Students in grades 3 - 5</b>	48.1	46.1	47.0	49.6	55.0	
	24.6	24.5	20.3	21.4	22.2	
	27.3	29.4	32.8	29.1	22.9	
<b>Students in grades 6 - 8</b>	65.5	66.8	66.7	55.2	61.9	
	23.6	25.2	20.2	23.9	22.0	
	11.0	8.0	13.1	20.9	16.1	
<b>Students in grade 11</b>	84.5	81.8	81.3	71.1	77.3	
	13.6	11.8	15.2	16.9	14.3	
	1.9	6.4	3.6	12.0	8.4	

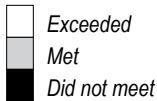
Mathematics

See report cards from previous years to view historical OAKS performance data.



<b>Students in grades 3 - 5</b>	51.5	48.4	46.6	43.6	50.9
	25.6	31.0	26.8	27.6	27.8
	22.9	20.6	26.5	28.8	21.3
<b>Students in grades 6 - 8</b>	52.9	54.3	52.0	41.9	48.3
	30.7	32.3	28.7	26.6	27.2
	16.4	13.4	19.3	31.5	24.5
<b>Students in grade 11</b>	53.9	43.4	56.4	35.3	40.0
	29.4	33.3	27.3	27.3	28.4
	16.7	23.2	16.4	37.4	31.5

Science



<b>Students in grade 5</b>	81.4	18.6	68.1	12.9	64.6	14.2	66.7	24.4	66.0	14.9	76.5	19.3
		62.7		55.2		50.4		42.3		51.1		57.3
		18.6		31.9		35.4		33.3		34.0		23.5
<b>Students in grade 8</b>	76.3	18.4	75.7	8.7	83.8	16.2	85.3	20.2	62.8	11.5	76.1	15.4
		57.9		67.0		67.6		65.1		51.3		60.7
		23.7		24.3		16.2		14.7		37.2		23.9
<b>Students in grade 11</b>	76.4	20.5	76.1	15.6	67.2	7.6	74.4	7.7	57.8	8.0	65.7	8.2
		55.9		60.6		59.7		66.7		49.8		57.4
		23.6		23.9		32.8		25.6		42.2		34.3

Visit [www.oregon.gov/ode/reports-and-data](http://www.oregon.gov/ode/reports-and-data) for additional assessment results.

To protect student confidentiality:

\* refers to groups of less than 6 students.

<5 indicates that a percentage is less than 5%.

>95 indicates that a percentage is greater than 95%.

1620 Applegate Street  
Philomath, OR 97370 (541) 929-3169  
[www.philomath.k12.or.us](http://www.philomath.k12.or.us)

**OUTCOMES** WHAT ARE STUDENTS ACHIEVING IN HIGH SCHOOL?

	District Performance (%)			District Performance (%)	Oregon Performance (%)	Like-District Average (%)
	2013-14	2014-15	2015-16	2016-17	2016-17	2016-17
<b>FRESHMEN ON-TRACK TO GRADUATE</b>	Students who earned 25% of the credits required for a regular diploma by the end of their freshman year.					
Freshmen on track to graduate within 4 years	89.3	88.8	90.5	93.7	83.4	85.4
	District Performance (%)			District Performance (%)	Oregon Performance (%)	Like-District Average (%)
	2012-13	2013-14	2014-15	2015-16	2015-16	2015-16
<i>Note: Graduation methodology changed in 2013-14.</i>						
<b>GRADUATION RATE</b>	Students earning a standard diploma within four years of entering high school.					
Overall graduation rate	84.7	83.6	89.5	87.7	74.8	81.6
<b>COMPLETION RATE</b>	Students earning a regular, modified, extended, or adult high school diploma or completing a GED within five years of entering high school.					
Overall completion rate	93.5	93.1	88.0	95.1	81.9	86.4
<b>DROPOUT RATE</b>	Students who dropped out during the school year and did not re-enroll.					
Overall dropout rate	1.9	1.6	1.6	0.9	3.9	2.7
	District Performance (%)			District Performance (%)	Oregon Performance (%)	Like-District Average (%)
	2011-12	2012-13	2013-14	2014-15	2014-15	2014-15
<b>CONTINUING EDUCATION</b>	Students continuing their education after high school.					
Students who enrolled in a community college or four-year school within 16 months of graduation	60.8	57.3	65.2	71.8	57.4	53.9

*\*, <5, and >95 are displayed when the data must be suppressed to protect student confidentiality.*

**STUDENT GROUP OUTCOMES**

	District Performance (%)	Oregon Performance (%)	Like-District Average (%)	District Performance (%)	Oregon Performance (%)	Like-District Average (%)	District Performance (%)	Oregon Performance (%)	Like-District Average (%)				
<b>Economically Disadvantaged</b>			<b>American Indian/Alaska Native</b>			<b>Native Hawaiian/Pacific Islander</b>							
On Track	87.1	75.8	74.0	On Track	*	70.3	73.0	On Track	*	76.1	>95		
Graduation	68.4	68.1	72.7	Graduation	0.0	56.4	66.7	Graduation	--	70.1	87.5		
Completion	95.2	76.8	79.8	Completion	100.0	66.7	81.4	Completion	--	73.6	88.9		
Dropout	1.2	4.2	3.5	Dropout	0.0	9.1	6.9	Dropout	--	5.5	0.0		
<b>Ever English Learners</b>			<b>Asian</b>			<b>White</b>							
On Track	*	78.7	85.1	On Track	*	>95	>95	On Track	94.8	85.3	85.3		
Graduation	100.0	71.1	68.2	Graduation	100.0	88.0	86.8	Graduation	87.4	76.6	82.7		
Completion	100.0	75.6	75.3	Completion	50.0	91.9	97.6	Completion	97.8	83.9	86.6		
Dropout	0.0	4.0	2.5	Dropout	0.0	1.3	0.5	Dropout	0.9	3.6	2.7		
<b>Students with Disabilities</b>			<b>Black/African American</b>			<b>Female</b>							
On Track	>95	69.5	71.8	On Track	*	75.6	84.2	On Track	93.1	86.5	88.3		
Graduation	72.2	55.5	65.2	Graduation	100.0	66.1	68.0	Graduation	94.4	78.4	83.6		
Completion	93.8	64.9	73.3	Completion	0.0	72.2	83.3	Completion	96.1	84.6	88.9		
Dropout	4.2	5.7	4.5	Dropout	50.0	6.3	2.5	Dropout	0.7	3.4	2.2		
<b>Migrant</b>			<b>Hispanic/Latino</b>			<b>Male</b>							
On Track	*	76.1	87.5	On Track	>95	77.3	84.1	On Track	94.3	80.4	82.5		
Graduation	--	68.9	69.2	Graduation	100.0	69.4	75.4	Graduation	81.7	71.4	79.7		
Completion	--	73.8	55.6	Completion	92.3	76.5	81.0	Completion	94.2	79.4	84.1		
Dropout	--	4.0	2.6	Dropout	0.0	4.6	2.0	Dropout	1.1	4.5	3.1		
<b>Talented and Gifted</b>			<b>Multi-Racial</b>			<div style="border: 1px solid black; padding: 5px;"> <i>On-Track data are based on the 2016-17 school year; all other data are based on the 2015-16 school year.</i> </div>							
On Track	>95	>95	>95	On Track	*							83.6	87.5
Graduation	100.0	92.7	93.3	Graduation	85.7							74.4	79.6
Completion	100.0	96.8	97.5	Completion	80.0							81.3	91.3
Dropout	0.0	0.6	0.9	Dropout	0.0							4.1	3.1

*\*, <5, and >95 are displayed when the data must be suppressed to protect student confidentiality.*

1620 Applegate Street  
Philomath, OR 97370 (541) 929-3169  
[www.philomath.k12.or.us](http://www.philomath.k12.or.us)

## CURRICULUM & LEARNING ENVIRONMENT

SCHOOL READINESS	Elementary Schools	Middle Schools	High Schools
	<ul style="list-style-type: none"> <li>· Utilize "Second Step" program to promote social and academic success for all students;</li> <li>· Support full-time, licensed counselor on school staff;</li> <li>· Walking path open each dry day before school to promote student physical fitness;</li> <li>· Availability of school breakfast and lunch programs;</li> <li>· Clemens Primary School partnership with Linn-Benton Community College and Strengthening Rural Families to provide preschool and family/ parenting education classes;</li> <li>· Availability of school nursing services, including vision and dental screenings.</li> </ul>	<ul style="list-style-type: none"> <li>· Connections 6th and 8th grade lunch partners;</li> <li>· HERO Challenge – a bullying prevention and self-awareness activity for all 7th grade students;</li> <li>· 8th grade mentors serve as guides for 6th graders;</li> <li>· Passport Program- positive behavior supports for all students;</li> <li>· Full-time counselor on school staff;</li> <li>· Participation in the "Be Kind" campaign through the Josh Stevens Foundation; and</li> <li>· School breakfast and lunch program, including 'sharing table' of uneaten sealed food items.</li> </ul>	<ul style="list-style-type: none"> <li>· Philomath High School strives to engage students in learning opportunities throughout the school year. School readiness is demonstrated through and supported by the following: <ul style="list-style-type: none"> <li>· Link Crew peer mentoring for 9th grade students at the first of the school year.</li> <li>· Freshman Transition program.</li> <li>· Youth Transition Program (YTP).</li> <li>· Benton County Teen Summit.</li> </ul> </li> </ul>
ACADEMIC SUPPORT	Elementary Schools	Middle Schools	High Schools
	<ul style="list-style-type: none"> <li>· Title I Reading Program for eligible students;</li> <li>· 'Math Rocks' support, offered by parent volunteers, two morning per week for students struggling in mathematics;</li> <li>· Study Hall opportunity one afternoon each week for any student;</li> <li>· English Language Development (ELD) program for eligible students;</li> <li>· Specially designed instructions for students with qualifying disabilities;</li> <li>· Special Education services include Resource Room, Life Skills, and Speech/ Communication;</li> <li>· Flexible student grouping for remediation and/or enrichment.</li> </ul>	<ul style="list-style-type: none"> <li>· English Language Development (ELD) program for eligible students;</li> <li>· Flexible student grouping for remediation and/or enrichment;</li> <li>· Specially designed instruction for students with qualifying disabilities;</li> <li>· Structured math and reading support classes for students demonstrating need;</li> <li>· Study skills classes for any student needing additional assistance;</li> <li>· Special Education services include Resource Room, Life Skills, and Speech/Communication.</li> </ul>	<ul style="list-style-type: none"> <li>· Link Crew, designed to connect freshman to Philomath High School;</li> <li>· Math Tutorial Program - Gaining Proficiency in Standards (GPS);</li> <li>· Life Skills Program for eligible special education students;</li> <li>· Daily Advisory Program for all students to get help from teachers;</li> <li>· Weekly Home Room classes;</li> <li>· Peer Tutoring;</li> <li>· Girls Circle and Boys Council, supporting wellness for students.</li> </ul>
ACADEMIC ENRICHMENT	Elementary Schools	Middle Schools	High Schools
	<ul style="list-style-type: none"> <li>· Music classes for all students;</li> <li>· Physical Education classes for all students;</li> <li>· Artist in Residence opportunity for all students.</li> <li>· Oregon Battle of the Books for interested students;</li> <li>· Talented and Gifted TAG) program for qualifying students;</li> <li>· Field Trip enrichment for all students though support from Parent Club.</li> </ul>	<ul style="list-style-type: none"> <li>· Music classes for all sixth grade students;</li> <li>· Band and choir classes elective options for 7th and 8th grade students;</li> <li>· Physical Education classes for all students;</li> <li>· Talented and Gifted (TAG) program for qualified students;</li> <li>· Oregon Battle of the Books (OBOB) for interested students;</li> <li>· Week-long residential Outdoor School program for all 6th grade students;</li> <li>· Newberry Challenge, designed to reward students for reading Newberry books;</li> <li>· Recycling and food composting program.</li> </ul>	<ul style="list-style-type: none"> <li>· <b>Honors &amp; Dual Enrollment Courses:</b> <ul style="list-style-type: none"> <li>· Advanced Placement (AP) English, Math, Science, and Social Science.</li> </ul> </li> <li>· College Now program offerings.</li> <li>· Beyond PHS dual enrollment at Linn-Benton Community College.</li> <li>· <b>World Language Courses:</b> <ul style="list-style-type: none"> <li>· Spanish (4 years).</li> <li>· German (3 years).</li> </ul> </li> <li>· German Club (German American Partner Program).</li> <li>· <b>Special Programs:</b> <ul style="list-style-type: none"> <li>· Senior Project requirement for high school graduation.</li> <li>· Forestry Program.</li> <li>· Broadcast Media Program.</li> <li>· Grammy Award winning music programs, including Jazz Band</li> </ul> </li> </ul>

**CURRICULUM & LEARNING ENVIRONMENT CONTINUED . . .**

CAREER & TECHNICAL EDUCATION	Elementary Schools	Middle Schools	High Schools
		<ul style="list-style-type: none"> <li>· Science/Engineering and Wood Shop elective class available for 7th and 8th grade students.</li> </ul>	<ul style="list-style-type: none"> <li>· Philomath High School has five Career &amp; Technical Education (CTE) programs approved through the Oregon Department of Education, which conform to federal Carl Perkins Act program requirements:               <ul style="list-style-type: none"> <li>· Business Education</li> <li>· Family and Consumer Science</li> <li>· Health Occupations</li> <li>· Forestry</li> <li>· Manufacturing Technology</li> </ul> </li> <li>· All of our programs include a 2+2 component with the local community college, which means that students can complete high school graduation requirements and receive college course credit for successful participation in some of the aligned classes.</li> </ul>
EXTRACURRICULAR ACTIVITIES	Elementary Schools	Middle Schools	High Schools
	<p>Please see our Clemens Primary School, Blodgett Elementary School, and Philomath Elementary School report cards to discover more information about how we support our younger students.</p>	<ul style="list-style-type: none"> <li>· 75 to 85 students participate in annual school drama presentation;</li> <li>· Before school Choir and Jazz Band supported for students in all grades;</li> <li>· Lunch time intramural program for all students;</li> <li>· Three athletic teams (Basketball, Cross Country, and Track) and host two additional community teams (Football and Volleyball);</li> <li>· 45% of students participate in interscholastic sports.</li> </ul>	<ul style="list-style-type: none"> <li>· Eighteen (18) active athletic programs;</li> <li>· Strong drama department;</li> <li>· FIRST Robotics Team;</li> <li>· Cinematic Arts Club;</li> <li>· Equestrian Team.</li> </ul>

*Data and information in the Curriculum and Learning Environment section were provided by local schools and districts, and were not verified by the Oregon Department of Education.*