

FROM THE PRINCIPAL

Dear Parents and Community Members,

Philomath High School is dedicated to supporting outstanding student achievement. We use a variety of regularly scheduled assessments (local, State and National) to measure student learning and identify instructional strategies that support our learning community and individual learners. The Oregon School Report Card provides one snapshot of information that we consider in our decision-making as a school and as a district. Philomath High School is proud of our student and staff achievements as represented on the report card. In key areas we are above State and comparison school performance. We are committed to equitable support for all students, and are using this report card as an opportunity to

help identify areas for targeted improvement. As Philomath High School strengthens academic and extracurricular programs for all students, we pay close attention to assisting subgroups, emerging bilingual children and those with disabilities as we all work towards high levels of achievement.

Thank you,

Principal | Brian Flannery

SCHOOL PROFILE

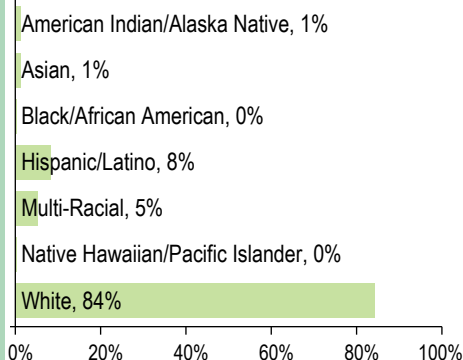
ENROLLMENT 2015-16 470

MEDIAN CLASS SIZE	School	Oregon
English Language Arts	27.0	24.0
Mathematics	20.0	24.0
Science	26.5	26.0
Social Studies	23.0	27.0
Self-Contained	--	--

SELECTED DEMOGRAPHICS

Economically Disadvantaged	26%
Students with Disabilities	12%
Ever English Learner	5%
Different Languages Spoken	6
Regular Attenders	74.8%
Mobile Students	9.8%

STUDENTS



IMMUNIZATION RATES

Percent of students with all required vaccines: 96 (Visit www.healthoregon.org/immdata for more information.)

Percent of students without all required vaccines: 4

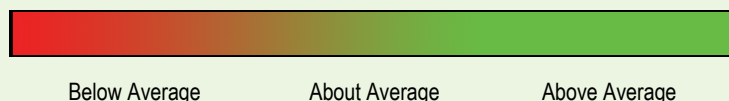
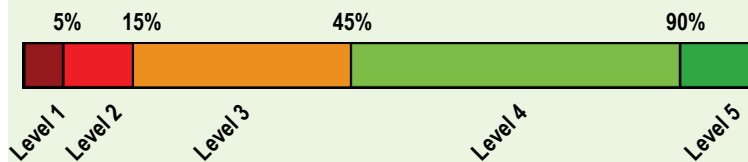
(This value includes students with medical exemptions, nonmedical exemptions, no immunization records, or up-to-date but incomplete immunization records.)

*, <5, and >95 are displayed when data are unavailable or to protect student confidentiality.

*** indicates that this school offered lunch at no charge to all students.

OVERALL SCHOOL RATING

Given the recent passage of the Every Student Succeeds Act (ESSA) and the expiration of Oregon's ESEA flexibility waiver on August 1, 2016, the State of Oregon will not assign ratings (i.e., overall and comparison school ratings) to schools for the 2015-16 school year.



PROGRESS ARE STUDENTS MAKING ADEQUATE GAINS OVER TIME?

SCHOOL PERFORMANCE		Performance of students enrolled in the school for a full academic year					
Did at least 95% of the students at this school take required assessments? <input type="checkbox"/> Yes <input checked="" type="checkbox"/> No, Interpret Results with Caution <i>Participation rate criteria are in place to ensure schools test all eligible students.</i>		School Performance (%)		School Performance (%)	Oregon Performance (%)	Like-School Average (%)	
		2012-13	2013-14	2014-15	2015-16	2015-16	2015-16
The Smarter Balanced and alternate assessments have four performance levels where levels 3 and 4 are meeting the standard for school and district accountability.	English Language Arts <i>(Administered statewide in grades: 3-8, 11)</i>				Level 1	Level 2	Levels 3 & 4
	All students in tested grades	2014-15 was the first operational year of the new English language arts assessment.			85.3 12.6 2.1	81.6 12.2 6.1	70.0 17.4 12.6
See report cards from previous years to view historical OAKS performance data.	Mathematics <i>(Administered statewide in grades: 3-8, 11)</i>				Level 1	Level 2	Levels 3 & 4
	All students in tested grades	2014-15 was the first operational year of the new mathematics assessment.			54.7 27.4 17.9	44.9 34.8 20.2	34.2 27.6 38.2
Science <i>(Administered statewide in Grades: 5, 8, 11)</i>					Did not meet	Met	Exceeded
All students in tested grades		69.5	75.7	74.5	66.1	60.0	70.1
		18.0 51.6 30.5	18.4 57.2 24.3	14.7 59.8 25.5	7.3 58.7 33.9	7.5 52.5 40.0	12.4 57.6 29.9

Visit www.ode.state.or.us/go/data for additional assessment results.

*, <5, and >95 are displayed when the data must be suppressed to protect student confidentiality.

OUTCOMES WHAT ARE STUDENTS ACHIEVING IN HIGH SCHOOL?

FRESHMEN ON-TRACK TO GRADUATE		Students who earned 25% of the credits required for a regular diploma by the end of their freshman year.					
Freshmen on track to graduate within 4 years		School Performance (%)		School Performance (%)	Oregon Performance (%)	Like-School Average (%)	
		2012-13	2013-14	2014-15	2015-16	2015-16	2015-16
		--	89.7	93.5	91.9	83.5	88.6
Note: Graduation methodology changed in 2013-14.		School Performance (%)		School Performance (%)	Oregon Performance (%)	Like-School Average (%)	
		2011-12	2012-13	2013-14	2014-15	2014-15	2014-15
		75.0	85.7	85.0	90.9	73.8	86.6
GRADUATION RATE		Students earning a standard diploma within four years of entering high school.					
Overall graduation rate		75.0	85.7	85.0	90.9	73.8	86.6
COMPLETION RATE		Students earning a regular, modified, extended, or adult high school diploma or completing a GED within five years of entering high school.					
Overall completion rate		91.3	94.0	92.8	89.7	81.6	91.7
DROPOUT RATE		Students who dropped out during the school year and did not re-enroll.					
Overall dropout rate		1.3	1.9	1.4	1.8	4.3	1.6
CONTINUING EDUCATION		Students continuing their education after high school.					
Students who enrolled in a community college or four-year school within 16 months of graduation		School Performance (%)		School Performance (%)	Oregon Performance (%)	Like-School Average (%)	
		2010-11	2011-12	2012-13	2013-14	2013-14	2013-14
		61.2	61.2	57.9	64.9	59.4	66.8

*, <5, and >95 are displayed when the data must be suppressed to protect student confidentiality.

OUTCOMES FOR KEY STUDENT GROUPS AT THIS SCHOOL COMPARED TO THE SAME GROUPS STATEWIDE

STUDENT GROUP OUTCOMES	School Performance (%)	Oregon Performance (%)	Like-School Average (%)	School Performance (%)	Oregon Performance (%)	Like-School Average (%)	School Performance (%)	Oregon Performance (%)	Like-School Average (%)		
	Economically Disadvantaged				American Indian/Alaska Native			Native Hawaiian/Pacific Islander			
On Track	78.4	76.1	77.8	On Track	*	73.3	76.7	On Track	*	79.9	85.7
Graduation	83.6	66.4	79.7	Graduation	50.0	55.0	77.4	Graduation	--	63.2	85.7
Completion	82.2	76.2	85.1	Completion	100.0	67.4	86.5	Completion	--	76.6	83.3
Dropout	1.8	4.3	2.4	Dropout	0.0	8.6	4.0	Dropout	--	5.9	1.9
English Learners				Asian				White			
On Track	75.0	79.8	87.6	On Track	*	>95	>95	On Track	>95	85.1	89.7
Graduation	100.0	66.9	88.8	Graduation	50.0	87.5	92.2	Graduation	94.4	76.0	87.0
Completion	100.0	73.4	86.9	Completion	--	91.2	98.8	Completion	87.6	83.8	92.2
Dropout	0.0	5.0	1.2	Dropout	0.0	1.3	0.0	Dropout	1.7	3.9	1.6
Students with Disabilities				Black/African American				Female			
On Track	72.2	68.6	73.3	On Track	*	78.6	>95	On Track	>95	86.8	91.3
Graduation	73.3	52.7	71.1	Graduation	0.0	62.6	78.6	Graduation	95.9	77.8	88.8
Completion	61.1	64.3	75.3	Completion	--	72.5	80.0	Completion	94.7	84.7	94.1
Dropout	6.6	5.8	3.8	Dropout	0.0	6.2	1.3	Dropout	0.4	3.6	1.3
Migrant				Hispanic/Latino				Male			
On Track	*	78.5	76.5	On Track	72.7	77.8	81.6	On Track	86.9	80.3	85.9
Graduation	--	65.9	76.9	Graduation	84.6	67.4	85.5	Graduation	86.3	70.1	84.5
Completion	--	72.5	86.7	Completion	100.0	74.9	88.3	Completion	85.5	78.7	89.5
Dropout	--	5.1	3.8	Dropout	0.0	5.3	2.0	Dropout	3.1	4.9	1.9
Talented and Gifted				Multi-Racial				<i>On-Track data are based on the 2015-16 school year; all other data are based on the 2014-15 school year.</i> <i>See previous page for outcome definitions.</i>			
On Track	*	>95	>95	On Track	*	83.0	81.5				
Graduation	90.0	93.2	95.7	Graduation	80.0	72.7	83.8				
Completion	100.0	96.9	98.6	Completion	100.0	79.4	89.8				
Dropout	0.0	0.6	0.3	Dropout	7.7	4.7	1.4				

* , <5, and >95 are displayed when the data must be suppressed to protect student confidentiality.

CURRICULUM & LEARNING ENVIRONMENT WHAT IS THIS SCHOOL DOING TO IMPROVE STUDENT LEARNING AND TO PREPARE STUDENTS FOR THE FUTURE?

SCHOOL READINESS	Philomath High School strives to engage students in learning opportunities throughout the school year. School readiness is demonstrated through and supported by the following:	<ul style="list-style-type: none"> · Freshman Transition program. · Youth Transition Program (YTP). · Benton County Teen Summit.
	<ul style="list-style-type: none"> · Link Crew peer mentoring for 9th grade students at the first of the school year. 	

Data and information in the Curriculum and Learning Environment section were provided by local schools and districts, and were not verified by the Oregon Department of Education.

CURRICULUM & LEARNING ENVIRONMENT CONTINUED . . .

ACADEMIC SUPPORT

- Link Crew, designed to connect freshman to Philomath High School;
- Math Tutorial Program - Gaining Proficiency in Standards (GPS);
- Life Skills Program for eligible special education students;
- Daily Advisory Program for all students to get help from teachers;
- Weekly Home Room classes;
- Peer Tutoring;
- Girls Circle and Boys Council, supporting wellness for students.

ACADEMIC ENRICHMENT

Honors & Dual Enrollment Courses:

- Advanced Placement (AP) English, Math, Science, and Social Science.
- College Now program offerings.
- Beyond PHS dual enrollment at Linn-Benton Community College.
- Eligible students in Post Graduate Scholars (PGS) program who have met all graduation requirements and return to take their first year of college at LBCC.

World Language Courses:

- Spanish (4 years).
- German (3 years).
- German Club (German American Partner Program).

Special Programs:

- Senior Project requirement for high school graduation.
- Forestry Program.
- Broadcast Media Program.
- Grammy Award winning music programs, including Jazz Band.

CAREER & TECHNICAL EDUCATION

Philomath High School has five Career & Technical Education (CTE) programs approved through the Oregon Department of Education, which conform to federal Carl Perkins Act program requirements:

- Business Education
- Family and Consumer Science
- Health Occupations
- Forestry
- Manufacturing Technology

All of our programs include a 2+2 component with the local community college, which means that students can complete high school graduation requirements and receive college course credit for successful participation in some of the aligned classes.

EXTRACURRICULAR ACTIVITIES

- Eighteen (18) active athletic programs;
- Strong drama department;
- FIRST Robotics Team;
- Cinematic Arts Club;
- Equestrian Team.

Data and information in the Curriculum and Learning Environment section were provided by local schools and districts, and were not verified by the Oregon Department of Education.