

FROM THE PRINCIPAL

Dear Parents and Community Members,

Philomath Elementary School is a wonderful community focused on student achievement and success. An atmosphere of respect and kindness permeates this learning community. Staff members in our school are dedicated to the preparing students for their next steps in both academics and social responsibility.

The Oregon School Report Card provides a snapshot look at the participation rate and achievement levels on the Oregon Statewide Assessments, given to students in grades 3-5 in all Oregon public elementary schools, and the programs and services we believe are successful in our school. Student performance is compared with students and schools throughout Oregon. The results of the high-level comparisons indicate that students at Philomath Elementary School are performing better than state averages in Mathematics and slightly lower than the state averages in Language Arts and Science.

With school data remaining about the same as last year, Philomath Elementary School has areas in which we can improve. This report helps us to identify key areas of needed improvement and/or additional supports. Philomath Elementary School staff will continue to work diligently to provide both academic content and context opportunities for all students to demonstrate their knowledge and skill.

Philomath Elementary School staff members remain focused on providing a productive and positive learning environment for all students. We know that improvements are not possible without the partnership and relationships with students and parents. You can help by ensuring your child attends school regularly, communicating with your child's teacher, participating in parent/teacher conferences, and attending school events. We are looking forward to another outstanding year of learning and growth at Philomath Elementary School.

Thank you,

Principal | Susan Halliday

SCHOOL PROFILE

ENROLLMENT 2015-16	489
K-3	275
4-5	214
6-8	--

MEDIAN CLASS SIZE	School	Oregon
Self-Contained	26.0	25.0
Departmentalized	--	--

IMMUNIZATION RATES

Percent of students with all required vaccines: 96 (Visit www.healthoregon.org/immdata for more information.)

Percent of students without all required vaccines: 4

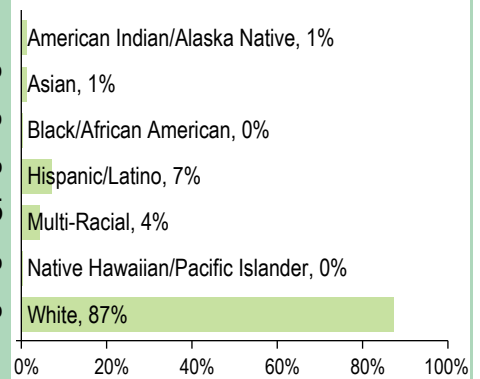
(This value includes students with medical exemptions, nonmedical exemptions, no immunization records, or up-to-date but incomplete immunization records.)

*, <5, and >95 are displayed when data are unavailable or to protect student confidentiality.

*** indicates that this school offered lunch at no charge to all students.

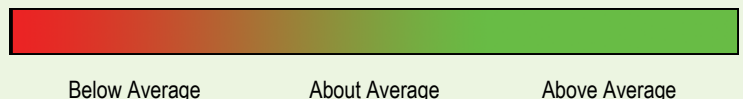
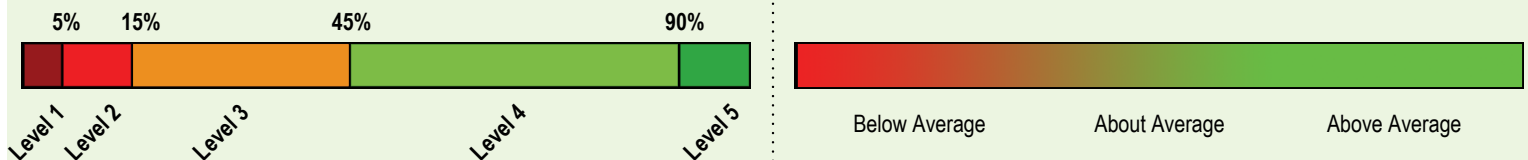
STUDENTS

SELECTED DEMOGRAPHICS	
Economically Disadvantaged	42%
Students with Disabilities	15%
Ever English Learner	<5%
Different Languages Spoken	5
Regular Attenders	88.1%
Mobile Students	7.3%



OVERALL SCHOOL RATING

Given the recent passage of the Every Student Succeeds Act (ESSA) and the expiration of Oregon's ESEA flexibility waiver on August 1, 2016, the State of Oregon will not assign ratings (i.e., overall and comparison school ratings) to schools for the 2015-16 school year.



PROGRESS ARE STUDENTS MAKING ADEQUATE GAINS OVER TIME?

SCHOOL PERFORMANCE		Performance of students enrolled in the school for a full academic year									
<p>Did at least 95% of the students at this school take required assessments? <input checked="" type="checkbox"/> Yes <input type="checkbox"/> No, Interpret Results with Caution <i>Participation rate criteria are in place to ensure schools test all eligible students.</i></p>		School Performance (%)			School Performance (%)	Oregon Performance (%)	Like-School Average (%)				
		2012-13	2013-14	2014-15	2015-16	2015-16	2015-16				
<p>The Smarter Balanced and alternate assessments have four performance levels where levels 3 and 4 are meeting the standard for school and district accountability.</p>	English Language Arts (Administered statewide in grades: 3-8, 11)				Level 1	Level 2	Levels 3 & 4				
	All students in tested grades	2014-15 was the first operational year of the new English language arts assessment.			48.4 23.8 27.8	46.6 23.1 30.3	52.4 21.3 26.3	70.4 16.2 13.3			
<p>See report cards from previous years to view historical OAKS performance data.</p>	Mathematics (Administered statewide in grades: 3-8, 11)				Level 1	Level 2	Levels 3 & 4				
	All students in tested grades	2014-15 was the first operational year of the new mathematics assessment.			51.1 25.4 23.6	46.7 31.6 21.6	44.9 28.5 26.6	62.9 23.1 14.0			
		Science (OAKS) (Administered statewide in Grades: 5, 8, 11)				Did not meet	Met	Exceeded			
		All students in tested grades	72.7	83.3	64.6	63.0	66.5	83.3			
			12.1 60.6 27.3	19.6 63.7 16.7	11.1 53.5 35.4	15.0 48.0 37.0	15.7 50.8 33.5	26.0 57.3 16.7			

Visit www.ode.state.or.us/go/data for additional assessment results.

*, <5, and >95 are displayed when the data must be suppressed to protect student confidentiality.

OUTCOMES FOR KEY STUDENT GROUPS AT THIS SCHOOL COMPARED TO THE SAME GROUPS STATEWIDE

STUDENT GROUP OUTCOMES	School Performance (%)	Oregon Performance (%)	Like-School Average (%)	School Performance (%)	Oregon Performance (%)	Like-School Average (%)	School Performance (%)	Oregon Performance (%)	Like-School Average (%)		
	Economically Disadvantaged				American Indian/Alaska Native			Native Hawaiian/Pacific Islander			
Eng. Lang. Arts	31.2	40.7	49.9	Eng. Lang. Arts	*	35.5	48.0	Eng. Lang. Arts	*	40.4	50.0
Mathematics	35.2	32.9	38.4	Mathematics	*	28.7	28.0	Mathematics	*	29.4	50.0
Science	43.6	56.1	69.0	Science	*	51.7	44.4	Science	*	46.5	*
English Learners				Asian				White			
Eng. Lang. Arts	<5	29.1	53.1	Eng. Lang. Arts	*	69.9	85.8	Eng. Lang. Arts	47.5	59.2	72.3
Mathematics	11.1	23.6	50.5	Mathematics	*	68.0	87.9	Mathematics	48.4	51.7	64.0
Science	*	38.7	69.0	Science	*	75.6	86.6	Science	65.1	75.4	86.1
Students with Disabilities				Black/African American				Female			
Eng. Lang. Arts	20.0	25.0	36.3	Eng. Lang. Arts	*	31.5	37.6	Eng. Lang. Arts	53.3	57.3	75.2
Mathematics	20.0	22.1	34.7	Mathematics	*	21.6	27.9	Mathematics	48.7	43.8	62.0
Science	31.8	38.4	53.3	Science	*	41.5	65.7	Science	60.0	64.6	82.6
Migrant				Hispanic/Latino				Male			
Eng. Lang. Arts	*	24.6	33.3	Eng. Lang. Arts	33.3	34.1	57.7	Eng. Lang. Arts	39.3	47.6	65.6
Mathematics	*	20.4	33.3	Mathematics	26.7	26.5	46.9	Mathematics	44.7	46.0	63.7
Science	*	36.1	57.1	Science	*	44.9	68.4	Science	66.0	68.3	84.0
Talented and Gifted				Multi-Racial				<p>*, <5, and >95 are displayed when the data must be suppressed to protect student confidentiality.</p>			
Eng. Lang. Arts	>95	95.4	>95	Eng. Lang. Arts	41.7	57.1	66.0				
Mathematics	>95	95.1	>95	Mathematics	33.3	48.3	60.2				
Science	>95	97.7	>95	Science	*	70.0	78.8				

CURRICULUM & LEARNING ENVIRONMENT WHAT IS THIS SCHOOL DOING TO IMPROVE STUDENT LEARNING AND TO PREPARE STUDENTS FOR THE FUTURE?

SCHOOL READINESS

- Utilize “Second Step” program to promote social and academic success for all students;
- Support full-time, licensed counselor on school staff;
- Walking path open each dry day before school to promote student physical fitness;
- Availability of school breakfast and lunch programs;
- Availability of school nursing services, including vision and dental screenings.

ACADEMIC SUPPORT

- Title I Reading Program for eligible students;
- ‘Math Rocks’ support, offered by parent volunteers, two morning per week for students struggling in mathematics;
- Study Hall opportunity one afternoon each week for any student;
- English Language Development (ELD) program for eligible students;
- Specially designed instructions for students with qualifying disabilities;
- Special Education services include Resource Room, Life Skills, and Speech/ Communication;
- Flexible student grouping for remediation and/or enrichment.

ACADEMIC ENRICHMENT

- Music classes for all students;
- Physical Education classes for all students;
- Artist in Residence opportunity for all students;
- Talented and Gifted (TAG) program for qualifying students;
- Oregon Battle of the Books for interested students;
- Field Trip enrichment for all students through support from Parent Club.

EXTRA-CURRICULAR ACTIVITIES/ AFTER SCHOOL PROGRAMS

- Falcon Singers Choir for students in intermediate grades;
- Oregon Battle of the Books opportunity for interested students;
- Outdoor walking path, donated by the Parent Club, to support positive physical activity for students.
- Partnership with the Philomath Youth Activities Club (PYAC) for youth sports programs;
- Student participation in Girls on the Run, integrating running and positive identity messages for young girls.

Data and information in the Curriculum and Learning Environment section were provided by local schools and districts, and were not verified by the Oregon Department of Education.