

FROM THE PRINCIPAL

Dear Parents and Community Members,

Blodgett Elementary School is a wonderful community focused on student achievement and success. An atmosphere of respect and kindness permeates this learning community. Staff members in our school are dedicated to the preparing students for their next steps in both academics and social responsibility. As a smaller, more personal learning environment, Blodgett offers unique benefits to your children.

The Oregon School Report Card provides a snapshot look at the participation rate and achievement levels on the Oregon Statewide Assessments, given to students in grades 3-4 in all Oregon public elementary schools, and the programs and services we believe are successful in our school. Student performance is compared with students and schools throughout Oregon. The results of the high-level comparisons indicate that students at Blodgett Elementary School are performing better than state averages in Mathematics and comparable to the state averages in Language Arts.

While school data showed strong improvements over last year, Blodgett Elementary School has areas in which we can improve. This report helps us to identify key areas of needed improvement and/or additional supports. Blodgett Elementary School staff will continue to work diligently to provide both academic content and context opportunities for all students to demonstrate their knowledge and skill.

Blodgett Elementary School staff members remain focused on providing a productive and positive learning environment for all students. We know that improvements are not possible without the partnership and relationships with students and parents. You can help by ensuring your child attends school regularly, communicating with your child's teacher, participating in parent/teacher conferences, and attending school events. We are looking forward to another outstanding year of learning and growth at Blodgett Elementary School.

Thank you,

Principal | Susan Halliday

SCHOOL PROFILE

ENROLLMENT 2015-16	31
K-3	27
4-5	4
6-8	--

MEDIAN CLASS SIZE	School	Oregon
Self-Contained	15.5	25.0
Departmentalized	--	--

IMMUNIZATION RATES

Percent of students with all required vaccines: 84 (Visit www.healthoregon.org/immdata for more information.)

Percent of students without all required vaccines: 16

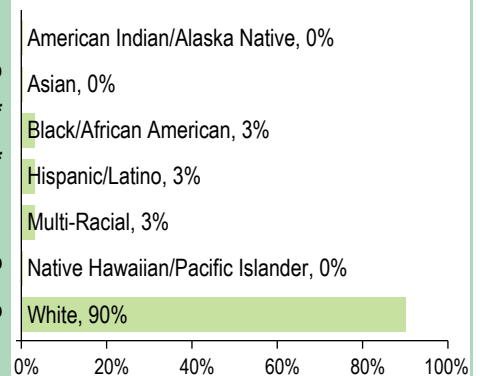
(This value includes students with medical exemptions, nonmedical exemptions, no immunization records, or up-to-date but incomplete immunization records.)

*, <5, and >95 are displayed when data are unavailable or to protect student confidentiality.

*** indicates that this school offered lunch at no charge to all students.

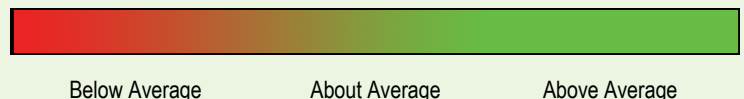
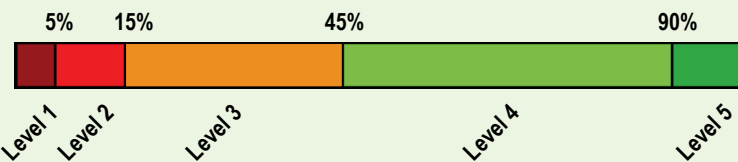
STUDENTS

SELECTED DEMOGRAPHICS	
Economically Disadvantaged	52%
Students with Disabilities	*
Ever English Learner	*
Different Languages Spoken	1
Regular Attenders	80.6%
Mobile Students	3.1%



OVERALL SCHOOL RATING

Given the recent passage of the Every Student Succeeds Act (ESSA) and the expiration of Oregon's ESEA flexibility waiver on August 1, 2016, the State of Oregon will not assign ratings (i.e., overall and comparison school ratings) to schools for the 2015-16 school year.



PROGRESS ARE STUDENTS MAKING ADEQUATE GAINS OVER TIME?

SCHOOL PERFORMANCE

Performance of students enrolled in the school for a full academic year

Did at least 95% of the students at this school take required assessments? Yes No, Interpret Results with Caution
Participation rate criteria are in place to ensure schools test all eligible students.

The Smarter Balanced and alternate assessments have four performance levels where levels 3 and 4 are meeting the standard for school and district accountability.

See report cards from previous years to view historical OAKS performance data.

	School Performance (%)			School Performance (%)	Oregon Performance (%)	Like-School Average (%)
	2012-13	2013-14	2014-15	2015-16	2015-16	2015-16
English Language Arts (Administered statewide in grades: 3-8, 11)				Level 1	Level 2	Levels 3 & 4
All students in tested grades	2014-15 was the first operational year of the new English language arts assessment.			37.5 50.0 12.5	44.4 33.3 22.2	49.8 22.3 27.9
Mathematics (Administered statewide in grades: 3-8, 11)				Level 1	Level 2	Levels 3 & 4
All students in tested grades	2014-15 was the first operational year of the new mathematics assessment.			37.5 37.5 25.0	66.7 22.2 11.1	46.5 28.3 25.1
Science (OAKS) (Administered statewide in Grades: 5, 8, 11)				Did not meet	Met	Exceeded
All students in tested grades	* * *			* * *	* * *	* * *

Visit www.ode.state.or.us/go/data for additional assessment results.

*, <5, and >95 are displayed when the data must be suppressed to protect student confidentiality.

OUTCOMES FOR KEY STUDENT GROUPS AT THIS SCHOOL COMPARED TO THE SAME GROUPS STATEWIDE

STUDENT GROUP OUTCOMES

	School Performance (%)	Oregon Performance (%)	Like-School Average (%)	School Performance (%)	Oregon Performance (%)	Like-School Average (%)	School Performance (%)	Oregon Performance (%)	Like-School Average (%)
Economically Disadvantaged				American Indian/Alaska Native			Native Hawaiian/Pacific Islander		
Eng. Lang. Arts	50.0	38.0	--	Eng. Lang. Arts	* 33.7	--	Eng. Lang. Arts	* 37.3	--
Mathematics	83.3	34.7	--	Mathematics	* 30.8	--	Mathematics	* 29.4	--
Science	*	*	*	Science	* *	*	Science	* *	*
English Learners				Asian			White		
Eng. Lang. Arts	*	25.1	--	Eng. Lang. Arts	* 67.6	--	Eng. Lang. Arts	44.4 56.9	--
Mathematics	*	24.2	--	Mathematics	* 69.1	--	Mathematics	66.7 53.5	--
Science	*	*	*	Science	* *	*	Science	* *	*
Students with Disabilities				Black/African American			Female		
Eng. Lang. Arts	*	25.1	--	Eng. Lang. Arts	* 29.7	--	Eng. Lang. Arts	* 54.3	--
Mathematics	*	24.2	--	Mathematics	* 22.8	--	Mathematics	* 45.6	--
Science	*	*	*	Science	* *	*	Science	* *	*
Migrant				Hispanic/Latino			Male		
Eng. Lang. Arts	*	21.0	--	Eng. Lang. Arts	* 30.7	--	Eng. Lang. Arts	* 45.5	--
Mathematics	*	21.0	--	Mathematics	* 28.0	--	Mathematics	* 47.5	--
Science	*	*	*	Science	* *	*	Science	* *	*
Talented and Gifted				Multi-Racial			*, <5, and >95 are displayed when the data must be suppressed to protect student confidentiality.		
Eng. Lang. Arts	*	94.6	--	Eng. Lang. Arts	* 55.3	--			
Mathematics	*	95.5	--	Mathematics	* 50.2	--			
Science	*	*	*	Science	* *	*			

CURRICULUM & LEARNING ENVIRONMENT WHAT IS THIS SCHOOL DOING TO IMPROVE STUDENT LEARNING AND TO PREPARE STUDENTS FOR THE FUTURE?

SCHOOL READINESS

- Utilize "Second Step" program to promote social and academic success for all students;
- Availability of school breakfast and lunch programs;
- All students participate in quality music and physical education programs;
- Availability of school nursing services, including vision and dental screenings.

ACADEMIC SUPPORT

- Title I Reading Program for eligible students;
- English Language Development (ELD) program for eligible students;
- Specially designed instruction for students with qualifying disabilities;
- Special Education services include Resource Room and Speech/Communication;
- Flexible student grouping for remediation and/or enrichment.

ACADEMIC ENRICHMENT

- Music classes for all students;
- Physical Education classes for all students;
- Talented and Gifted (TAG) program for qualifying students;
- Field Trip enrichment for all students through support from Parent Club.

EXTRA-CURRICULAR ACTIVITIES/ AFTER SCHOOL PROGRAMS

- Partnership with the Philomath Youth Activities Club (PYAC) for youth sports programs;
- Student participation in Girls on the Run, integrating running and positive identity messages for young girls.

Data and information in the Curriculum and Learning Environment section were provided by local schools and districts, and were not verified by the Oregon Department of Education.